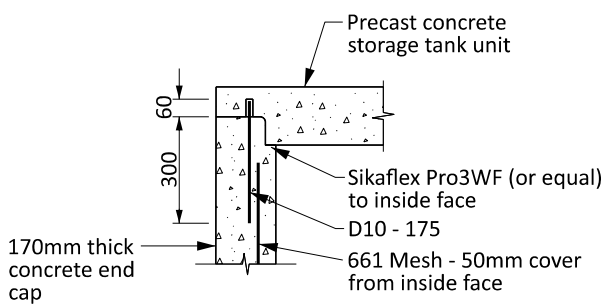
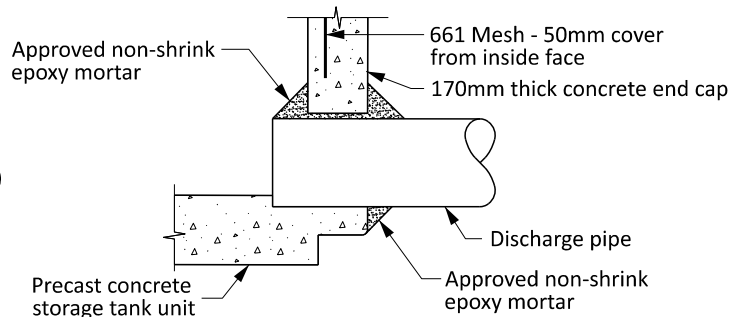


**SECTION A**

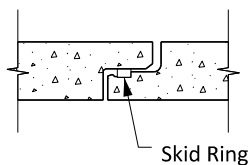


**DETAIL 1**

(Concrete Strength 35MPa @ 28 Days)

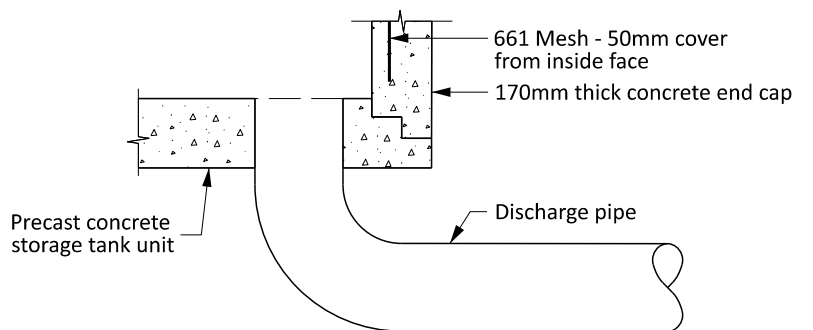


**DETAIL 2**



**DETAIL 3**

(Concrete Strength 35MPa @ 28 Days)



**DETAIL 2 - ALTERNATIVE**

**NOTE:** Refer to Drawings 'WASTEWATER PUMP STATION STORAGE PLAN' and 'WASTEWATER PUMP STATION STORAGE SECTION'